

Leaflet on regeneration


Euro VI only

Manual Regeneration will only start if:


1. Engine oil and exhaust temperatures are sufficiently high
2. AdBlue is not frozen
3. The system is functioning trouble free


Regeneration is automatically interrupted if you:

- Shift to D / R
- Release the parking brake
- Switch on the regeneration lock
- Engage power take-off




Use the left control panel on the steering wheel to go to 'Menu' and scroll down to 'Systems'.






To start DPF regeneration, tick the box by clicking the right arrow.








To block/inhibit regeneration, tick 'DPF Regen. lock'.

Warning: If the control lamp is illuminated, automatic regeneration is not possible or has been blocked.*

* If it remains blocked for a period of time then a torque limitation will occur.
▶ Perform manual regeneration.




Zone	Indicator lamp & message	Driver action
1 Automatic Regeneration		<p>While driving</p> <ul style="list-style-type: none"> • No need for action! • Regeneration takes place automatically while driving!
2 Automatic* / Manual Regeneration		<p>Stationary vehicle</p> <ul style="list-style-type: none"> • If no automatic regeneration took place* ▶ Initiate regeneration within 4 – 5 hours
3 Automatic* / Manual Regeneration		<p>Stationary vehicle</p> <ul style="list-style-type: none"> • If no automatic regeneration took place* ▶ Initiate regeneration within 30 minutes
4 Manual Regeneration		<p>Stationary vehicle</p> <ul style="list-style-type: none"> • Initiate manual regeneration immediately
5 Manual Regeneration not possible!		<p>Reduced engine power</p> <ul style="list-style-type: none"> • Visit the workshop as soon as possible!

Manual (parked) regeneration procedure

- Stop the vehicle paying attention to road & traffic conditions
- Keep the engine running
- Keep at least 1 m distance to other vehicles / objects / inflammable materials
- Apply the parking brake
- Transmission shift to 'N'
- Tick the box 'DPF regeneration' according to guide in the blue box located on the left

The indicator lamp lights up and the engine speed is increased



* Driving conditions for automatic regeneration in zone 2 and 3: Experience from the field shows that 1-1.5 hours without coming to a stop are sufficient to finish the automatic regeneration